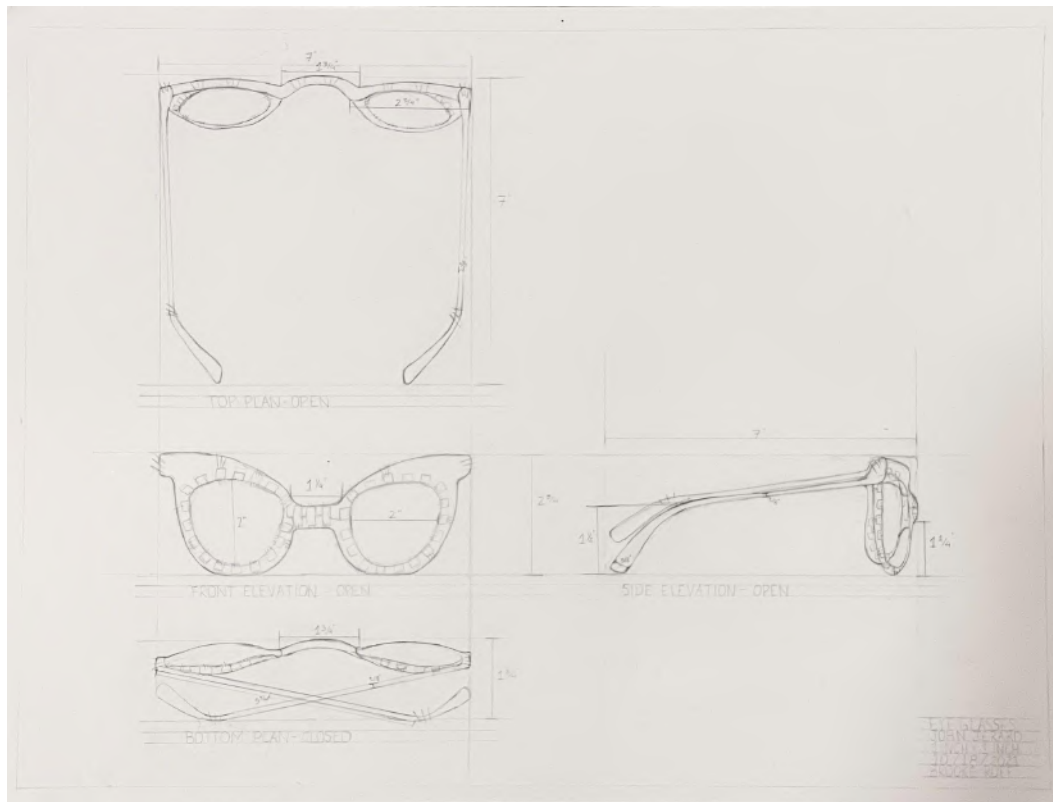


Wire Sculpture:
Eye Glasses


Brooke Roff
Fall 2021

Technical Drawing of Wire Sculpture



Process of Making the Wire Sculpture

- First, I made each lens separately with the rectangle pattern around it.
- Then I made the outline out of 16 gauge wire and connected it to the lenses I already made.
- Lastly, I made the hinges for the classes and added the arms.




Wire Sculpture



Display Idea and Intention:

- For my display I wanted to play with the idea of trying on glasses in an optometrist.
- I intended to make the display like you were trying on different eyes instead of the different glasses.
- I carried this idea through by incorporating the reflective background to represent the mirror and made several different variations of eyes and eye sizes to convey this idea further.

Process of Making the Display



Prototype



First Attempt
(too small)

Process of Making the Display Cont.



End Result

